



# PASF

## Packaging & Systems Facility -TF32 SAFETY ORIENTATION & TRAINING



# General Guidelines



1. No eating, drinking, or munching in the lab. No food is allowed to store in lab refrigerator/freezer.
2. Use Shoe Cover before Entering lab.
3. Any new material/chemical should be checked with the respective tool owner with MSDS before using them at PASF.
4. Gloves need to be worn anytime you are handling chemicals and other reaccommodated places.
5. Always use dedicated gloves, face-shield, and apron when using wet bench tool
6. Any new Gas cylinders required for measurements must be checked with the tool owners before taking them inside PASF
7. Do not leave your samples & desiccators at PASF after your experiments.
8. Keep the workspace clean



# Emergency Response Instructions

1. Emergency response in case of an incident
2. Know emergency evacuation protocols thoroughly
3. Please inform BMS at 115 immediately in case of any emergency
4. Call someone if you cannot get BMS.  
(Phone numbers available in the bay near the phone) • Press panic button.
5. Panic Button is in Clean Room
6. Evacuate through nearest exit point and wait near the Assembly points.

# Emergency Evacuation





Evacuate through the emergency exit (follow the exit sign) and wait near the assigned floor Assembly area



PASF Emergency exit way

## Common warning sign & meanings

Be aware about the common warning signs

Warning sign	Description
	Danger! Visually visible or invisible laser light from the laser will cause severe damage and may cause blindness, as are reflective, scattered and diffusely reflected light. Please note that the human eye is invisible to lasers with wavelengths outside the 400-700 nm (visible) range. That is, the laser may actually exist, but the laser is not visible to the human eye.
	Caveat! Potential harm to the human body, if not properly followed by "warning" to use, may cause physical harm to you or others. Do not use beyond the "Precautions" unless you fully understand the product and use it in the specified environment.
	Danger! Risk of high voltage, beware of electric shock!
	Note! To prevent accidental exposure to the laser or reflected laser range, laser protective glasses (1064 nm) with specific wavelengths should be worn when using, maintaining, and servicing the laser.



# In Case of Instrument/Tool Break Down

1. Send 'Instrument problem report' to the instrument managers using FOM – Log off and press the “something wrong” button DO NOT TRY TO REPAIR BY YOURSELF
2. In case of utilities breakdown (like CDA line, PCW line), Inform BMS immediately (call 115)